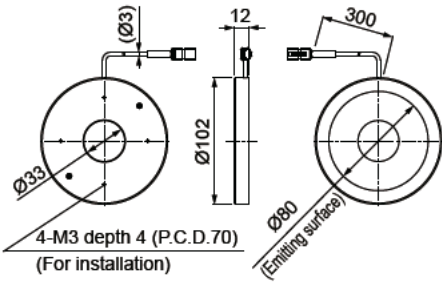


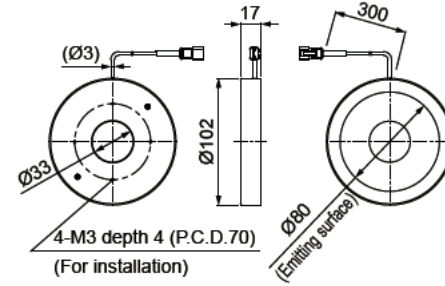
# ➤ Dimensions (mm)

LFR-100RD2/SW2/BL2/GR2



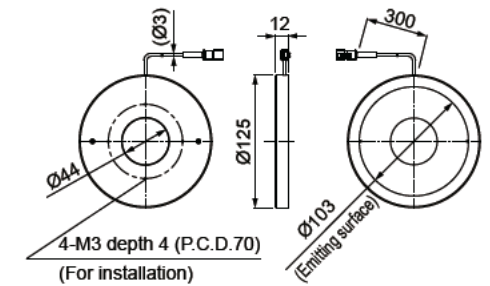
The emitting surface for the LFR-100SW2/BL2/GR2 is Ø77.

LFR-100RD2-K / KSW2 / BL2-K / GR2-K

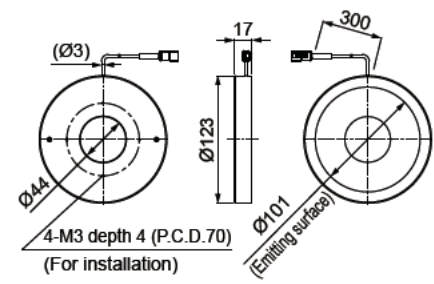


The emitting surface for the LFR-100KSW2/BL2/GR2 is Ø78.

LFR-130RD2/SW2/BL2/GR2

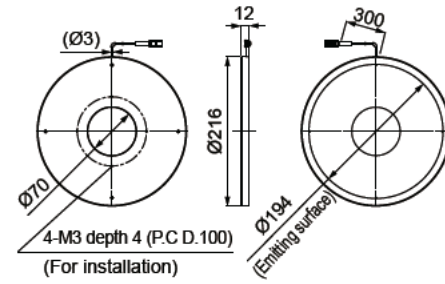


LFR-130RD2-K / KSW2 / BL2-K / GR2-K



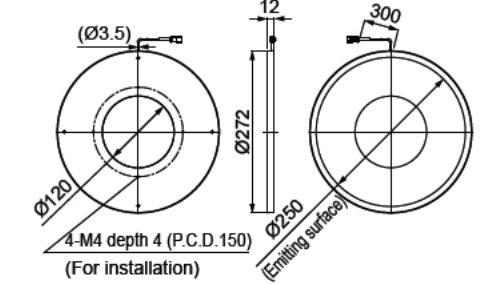
The emitting surface for the LFR-130KSW2 is Ø99.

LFR-200RD2/SW2/BL2



The emitting surface for the LFR-200SW2/BL2 is Ø193.

LFR-250RD2/SW2/BL2



The emitting surface for the LFR-250SW2/BL2 is Ø246.

LFR-330RD2

